



COMPANY OVERVIEW

Presentation RenovaroCube

September 2024



CAUTIONARY STATEMENT/ FORWARD-LOOKING STATEMENTS

This communication contains statements that are not strictly historical in nature are forward-looking statements. These statements are only predictions based on current information and expectations and involve a number of risks and uncertainties, including but not limited to the success or efficacy of our pipeline and platform. All statements other than historical facts are forward-looking statements, which can be identified by the use of forward-looking terminology such as “believes,” “plans,” “expects,” “aims,” “intends,” “potential,” or similar expressions. Actual events or results may differ materially from those projected in any of such statements due to various uncertainties, including as set forth in Renovaro’s most recent Annual Report on Form 10-K filed with the SEC. Readers are cautioned not to place undue reliance on these forward-looking statements, which speak only as of the date hereof. All forward-looking statements are qualified in their entirety by this cautionary statement, and Renovaro Inc. undertakes no obligation to revise or update this press release to reflect events or circumstances after the date hereof.

“This presentation has been prepared by Renovaro Inc. (“we,” “us,” “our,” “Renovaro” or the “Company”) and is made for informational purposes only and does not constitute an offer to sell or a solicitation of an offer to buy securities, nor shall there be any sale of any securities in any state or jurisdiction in which such offer, solicitation or sale would be unlawful prior to registration or qualification under the securities laws of any such state or jurisdiction. The information set forth herein does not purport to be complete or to contain all of the information you may desire. Statements contained herein are made as of the date of this presentation unless stated otherwise, and neither this presentation, nor any sale of securities, shall under any circumstances create an implication that the information contained herein is correct as of any time after such date or that information will be updated or revised to reflect information that subsequently becomes available or changes occurring after the date hereof.

Information contained in this presentation concerning our industry and the markets in which we operate, including our general expectations and market position, market opportunity and market size, is based on information from various sources, on assumptions that we have made that are based on such information and other similar sources and on our knowledge of, and expectations about, the markets for our service offerings. This information involves a number of assumptions and limitations, and you are cautioned not to give undue weight to such estimates.”



THE CHALLENGE THE OPPORTUNITY

Challenges in cancer

- **90% of cancers could be effectively treated** if diagnosed in the earliest stage of disease. This is where our AI-enabled early diagnostics, oncology vaccine and upcoming test and potential treatment replacement for chemotherapy come into play. Approximately half of cancers are diagnosed late at Stage 3 and Stage 4, and only then with painful, time consuming and expensive diagnostics methods such as tissue biopsy and multiple imaging techniques.
- **60% of cancers are not effectively treated** resulting in the use of expensive and toxic chemotherapy which only allows the cancer to spread while damaging the immune system and health of the patient, often resulting in serious illness and, ultimately, death or a shorten lifespan.

Opportunities

AI-powered early diagnosis of cancers has the potential to increase patient quality of life while reducing premature death and the economic burden to healthcare systems.

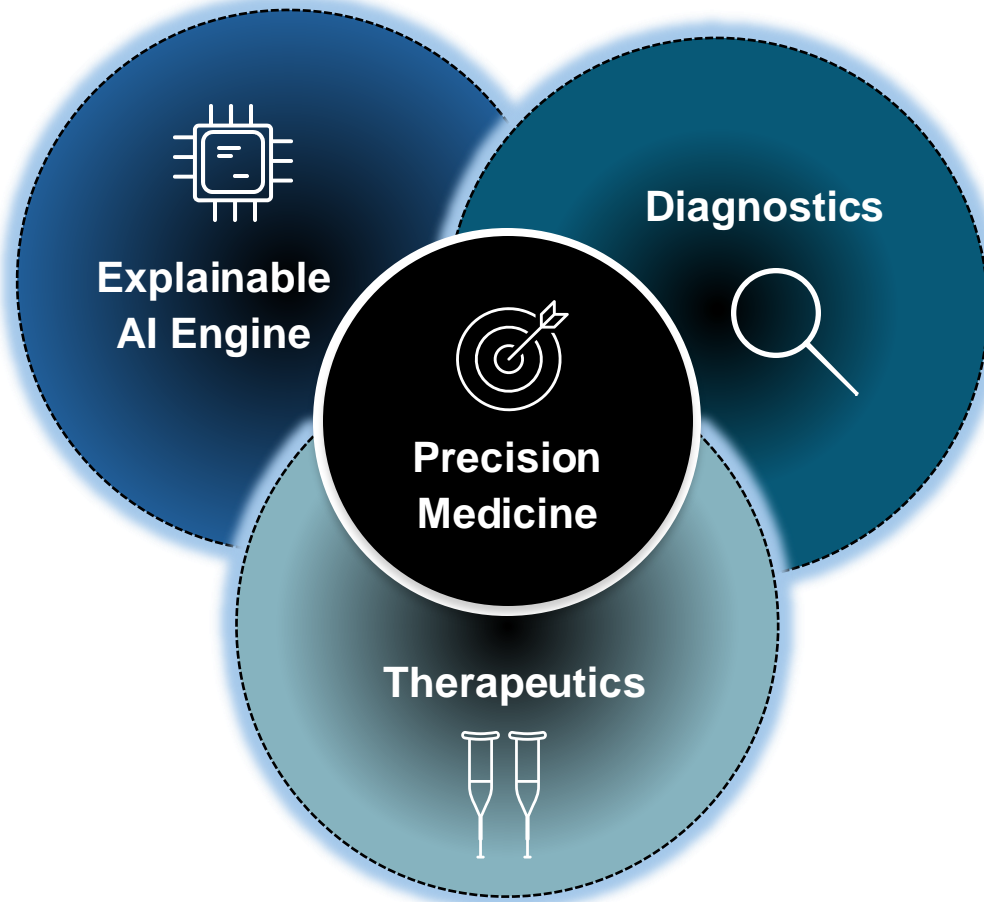
Potential

Early diagnosis of cancer can result in a **\$200B** market opportunity.*

Source

* <https://www.ark-invest.com/articles/analyst-research/cancer-diagnostics>

MULTIPLIER EFFECT DRIVES BUSINESS OPPORTUNITIES



Explainable AI Engine

AI system agnostic, trusted and versatile.
Capable of handling data from multiple sources.

Diagnostics

Early diagnosis, recurrence and response to treatment.
Can be applied to liquid biopsies.

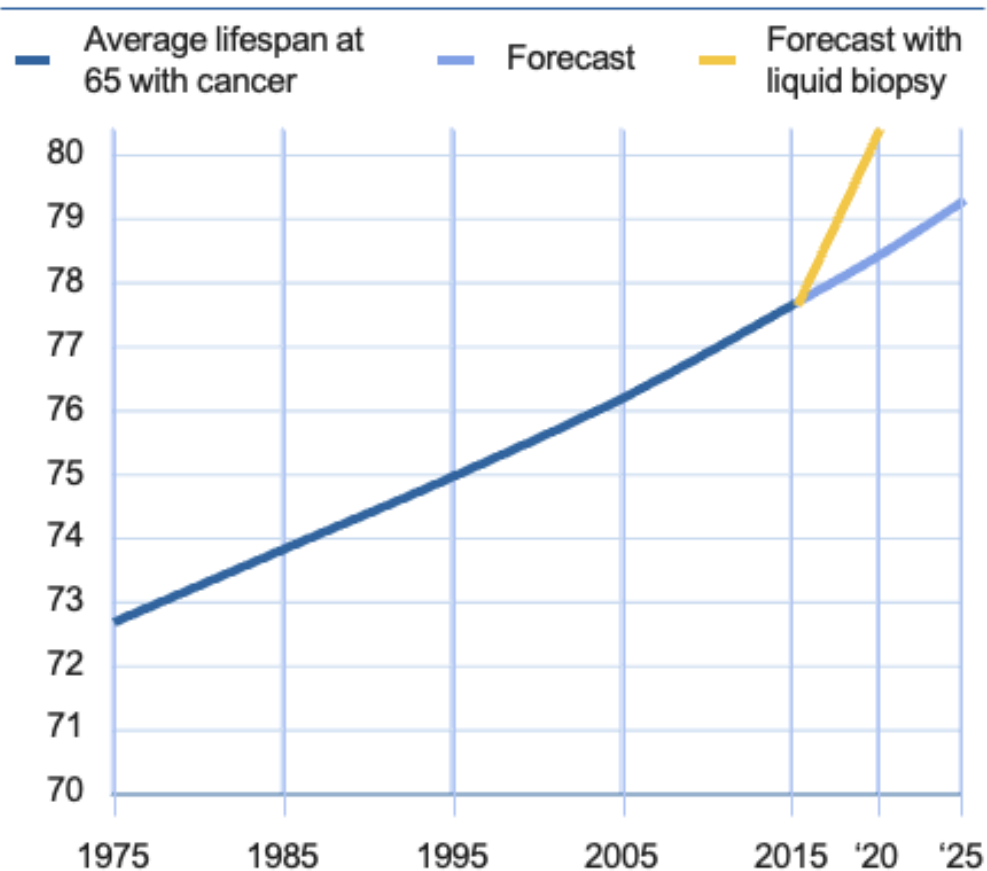
Therapeutics

A universal off the shelf approach for various indications.
Allowing non-toxic universal treatment.

THE CLINICAL IMPACT IS CRYSTAL CLEAR



Lifespan extension of cancer patients

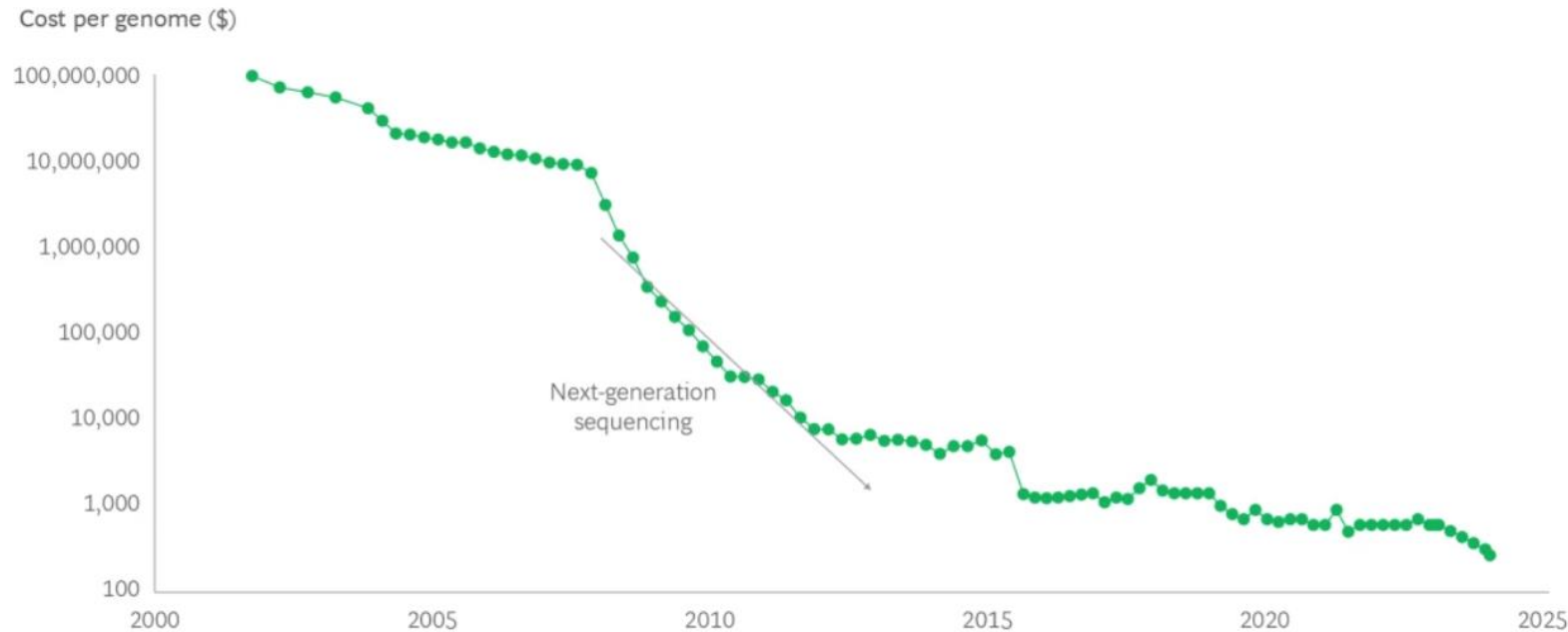


- While cancer treatment has improved significantly in past years, the overall improvement in patient QoL has only seen linear improvements.
- Since 1975-today, therapy advances have added ~1.5 years of life per decade and average lifespan of cancer patients has increased by ~5.5 years.
- Over half of this advance is courtesy of technologies that enable diagnosing cancer early. This has led to life expectancy outcomes that otherwise wouldn't have occurred until 2035.
- Liquid biopsy-based diagnostics can accelerate the life expectancy tremendously at a fraction of the costs of new therapeutic advances.

Source

- <https://prevention.cancer.gov/sites/default/files/2023-02/Liquid-Bx-Day2-07-Canzi.pptx>
- <https://www.ark-invest.com/articles/analyst-research/cancer-diagnostics>
- https://seer.cancer.gov/statistics-network/explorer/application.html?site=1&data_type=1&graph_type=2&compareBy=sex&chk_sex_3=3&chk_sex_2=2&rate_type=2&race=1&age_range=1&hdn_stage=101&advopt_precision=1&advopt_show_ci=on&hdn_view=0&advopt_show_apc=on&advopt_display=2#resultsRegion0

THE TIMING IS RIGHT



Source: National Human Genome Research Institute (NHGRI) Genome Sequencing Program; BCG analysis. ⁴

The timing is right for reduction as both WGS costs and also the acceleration of GPU power and AI powered super computing allows the data sequenced from WGS to be analysed more deeply which would not have been possible a few years ago. Both of these elements together are what are driving a new era of Healthcare Diagnostics.

Sources:

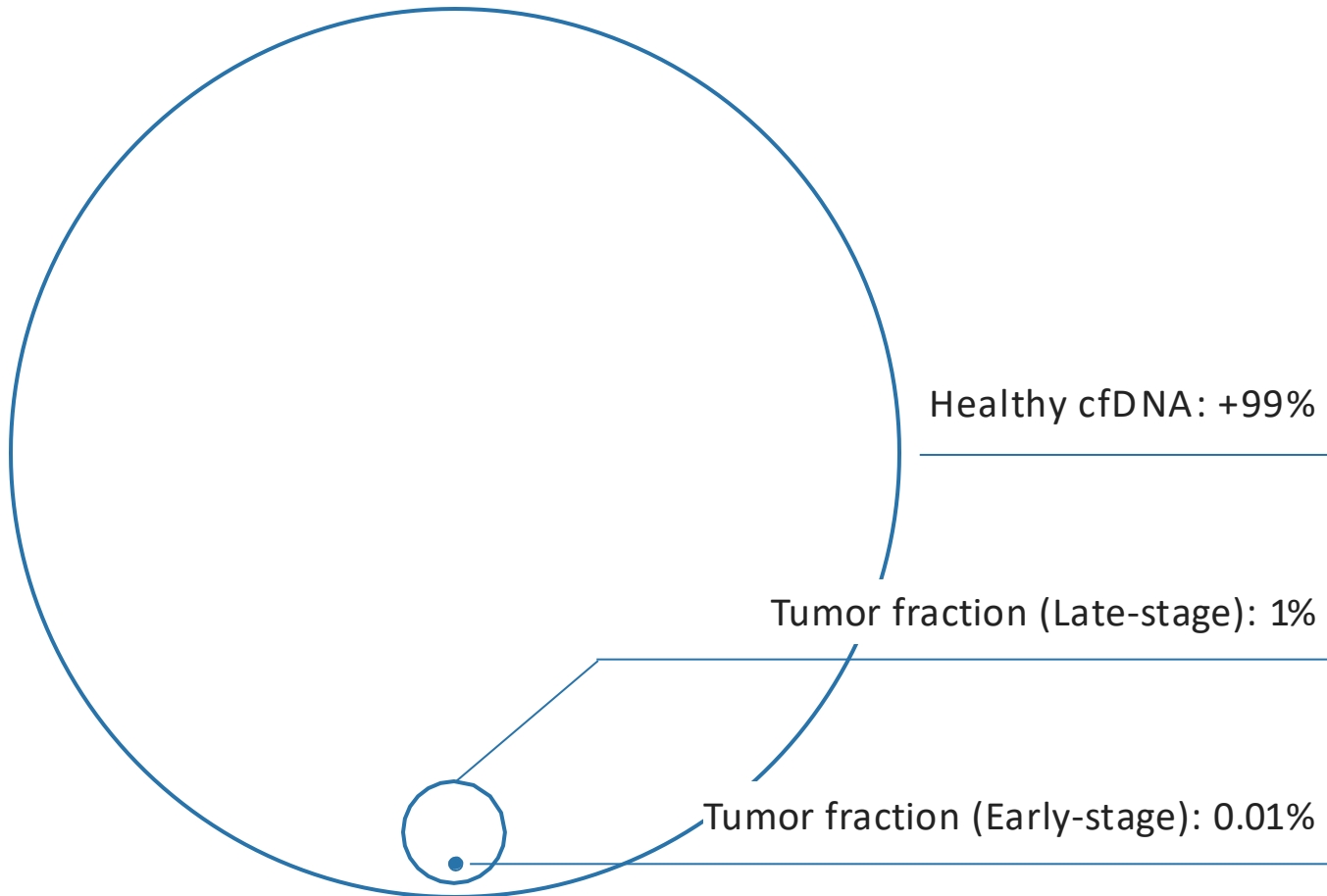
- <https://biology.mit.edu/the-human-genome-project-tums-20-heres-how-it-altered-the-world/#~:text=The%20original%20project%20cost%20%242.7,over%20a%20two%2Dyear%20span.>
- <https://emea.illumina.com/science/technology/next-generation-sequencing/beginners/ngs-cost.html>
- <https://prevention.cancer.gov/sites/default/files/2023-02/Liquid-Bx-Day2-07-Canzi.pptx>
- <https://www.bcg.com/publications/2024/how-genomic-sequencing-may-change-advanced-diagnostics>

- New technology has **dramatically reduced costs** of genetic testing and opened new frontiers for molecular testing. The cost of **whole genome sequencing (WGS)** dropped from \$2.7 ¹ million in 1990 to **\$300 in 2020**.²
- **Liquid biopsy** in oncology is the biggest frontier for application of WGS based diagnostics.
- The **current ceiling** for potential reimbursement is **sub-\$1,000/** liquid biopsy test. Reaching that threshold will open up a **€150B market**.³
- Tremendously active market → 2 serious deals in recent years such as Quest acquiring Haystack for €450M.



Breaking Through High Predictive Value Testing Requires Innovation that RenovaroCube is Tackling Now

Cancer-related ctDNA to background cfDNA



The main challenge

Detecting mutant-ctDNA in healthy-cfDNA is the main challenge to early detection

Needle-in-a-haystack

VAF¹ quantifies the 'needle-in-a-haystack' problem and its proportional to tumor size

1. VAF = Variant allele frequency.

Source: *The Exploitable Genomics of Cancer: Earlier Cancer Detection Part II* - ARK Invest <https://prevention.cancer.gov/sites/default/files/2023-02/Liquid-Bx-Day2-07-Canzi.pptx>

MAKING BLOOD COUNT FOR MORE



A Vial of Blood Delivers a Wealth of Interpretable Clinical Information

Advanced Genomics

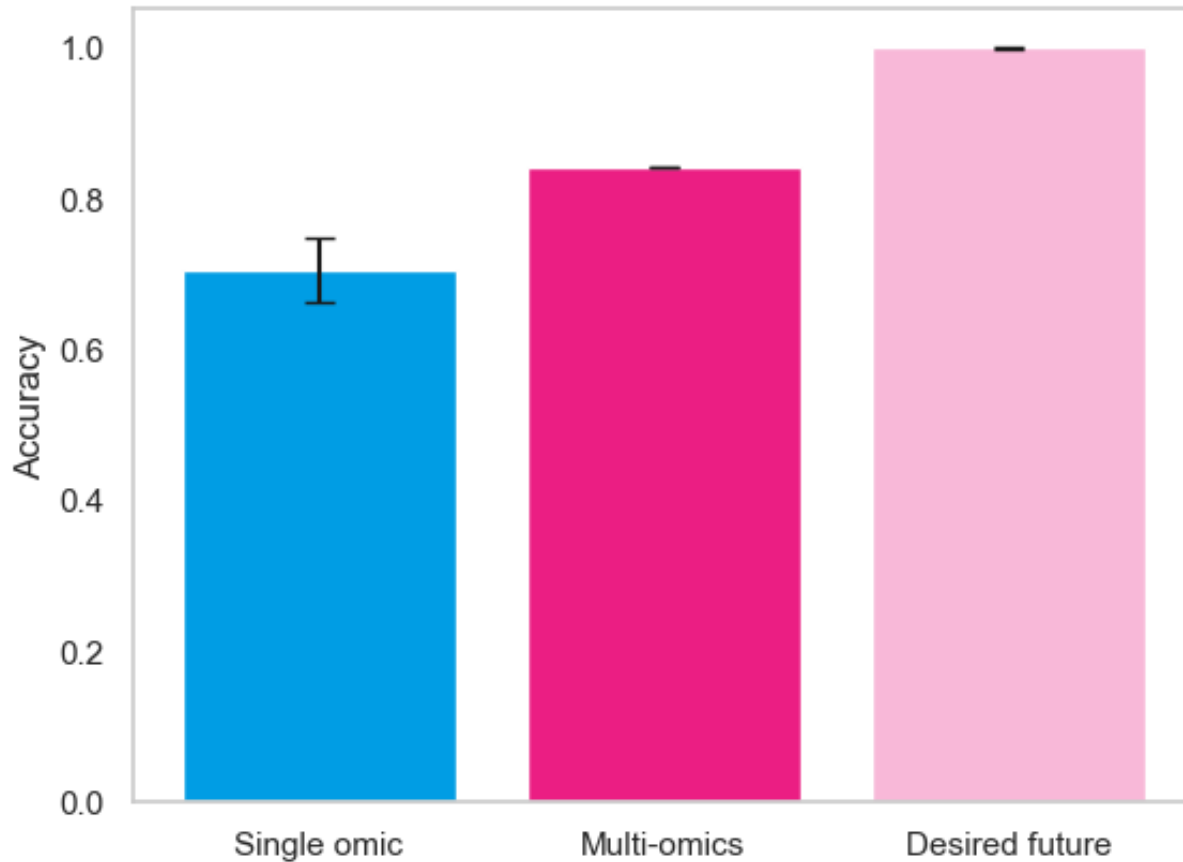
- One routinely applicable assay
- Multi-signal & Multi-Omics
- From a single vial of blood
- Utilizing Oxford Nanopore technology



AI Powered Data Analysis

- 10,000 biomarkers
- 13 tumors validated in-silico
- Developing collaboration with NVIDIA for supercomputing and open AI architecture
- Platform is agnostic
- Differential diagnostic report

ON THE WAY TO HIGH PREDICTIVE VALUES



- Using samples obtained from ongoing collaborations, **solid proof-of-principle** has already been obtained.
- Our multi-omics models clearly show an accuracy benefit over single omics analysis. **Accuracy of 0.84 for multi-omics vs 0.7 using single omics.**
- Future **goal to reach accuracy of 0.95-0.99** in order to deliver clinically meaningful NPV (Negative Predictive Value) and PPV (Positive Predictive Value).
- More sophisticated Deep Learning models being developed.

What's needed:

- Training our multi-omics models on data from up to 1000 new samples with matching clinical data
- Access to aforementioned 1000 samples.
- Validation in a prospective clinical trial

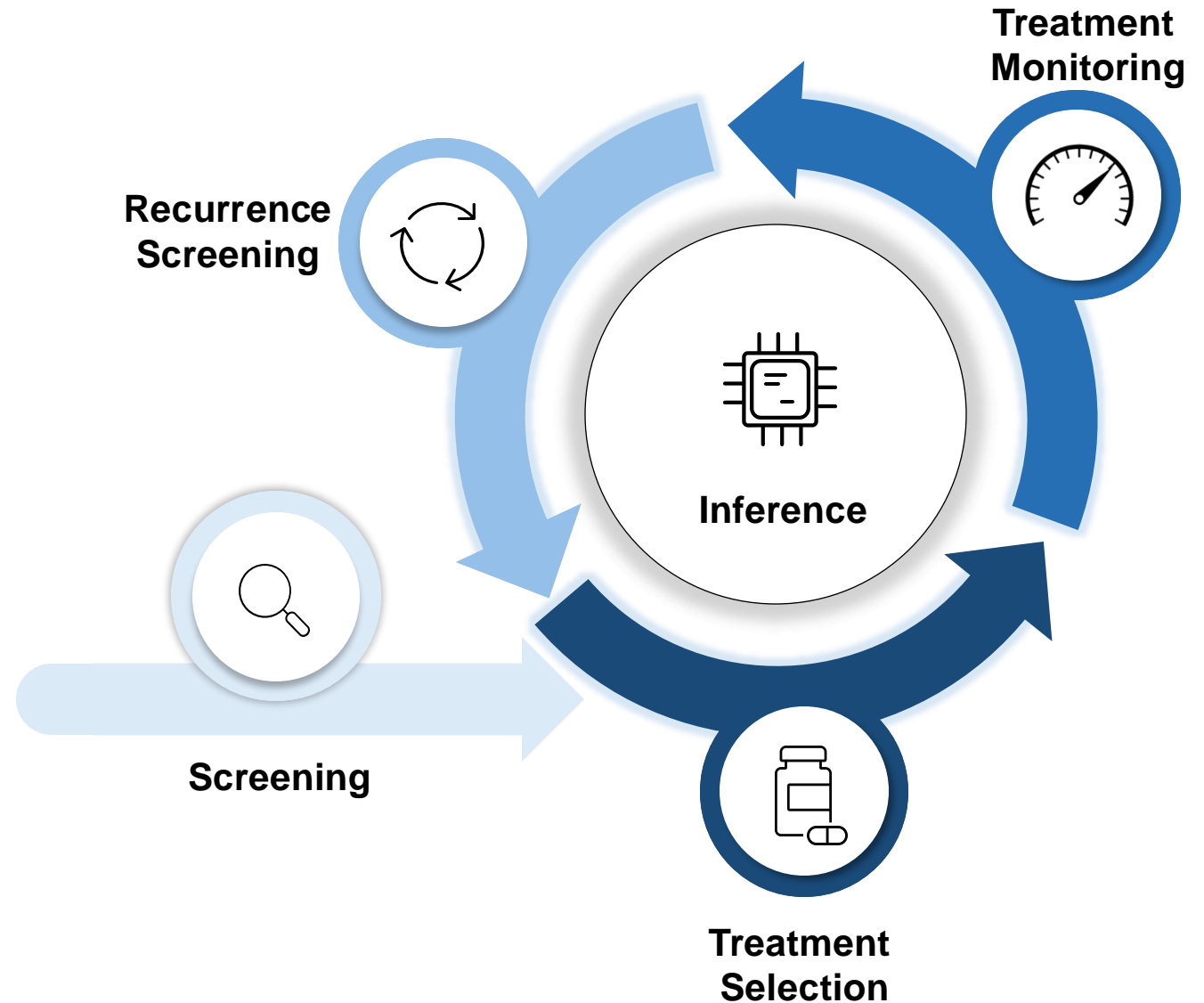


PATIENT JOURNEY

TREATMENT CYCLE



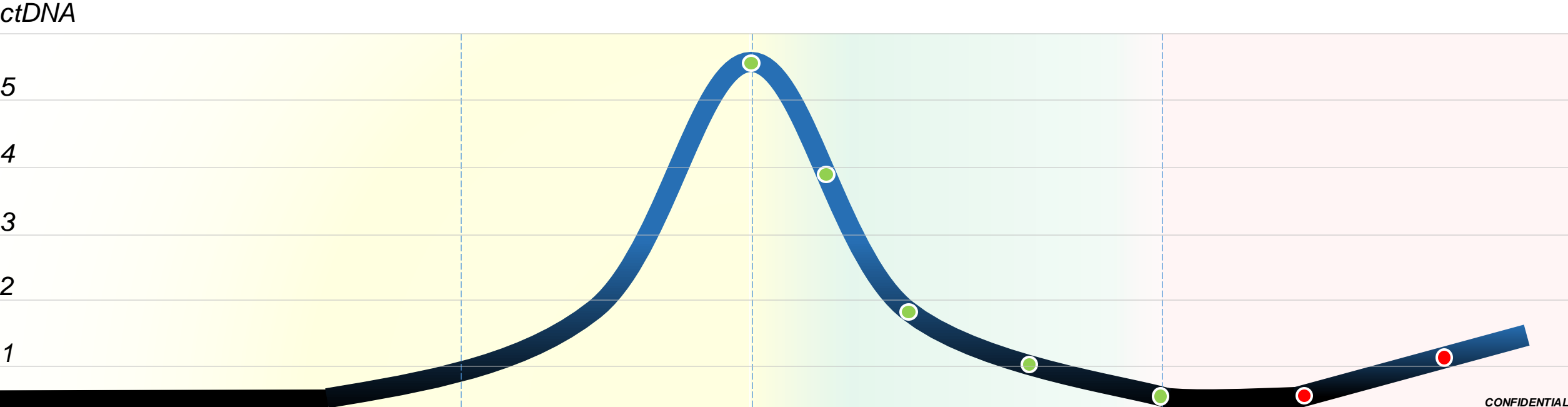

- **Early Detection:** Identifying cancer at an initial stage when it is more treatable and manageable.
- **Treatment Selection:** Choosing the most effective therapy based on the specific characteristics of a patient's cancer.
- **Treatment Monitoring:** Continuously assessing a patient's response to therapy to adjust treatment plans as needed.
- **Recurrence Screening:** Regularly testing patients to detect cancer recurrence or emergence of new cancers at an early stage.



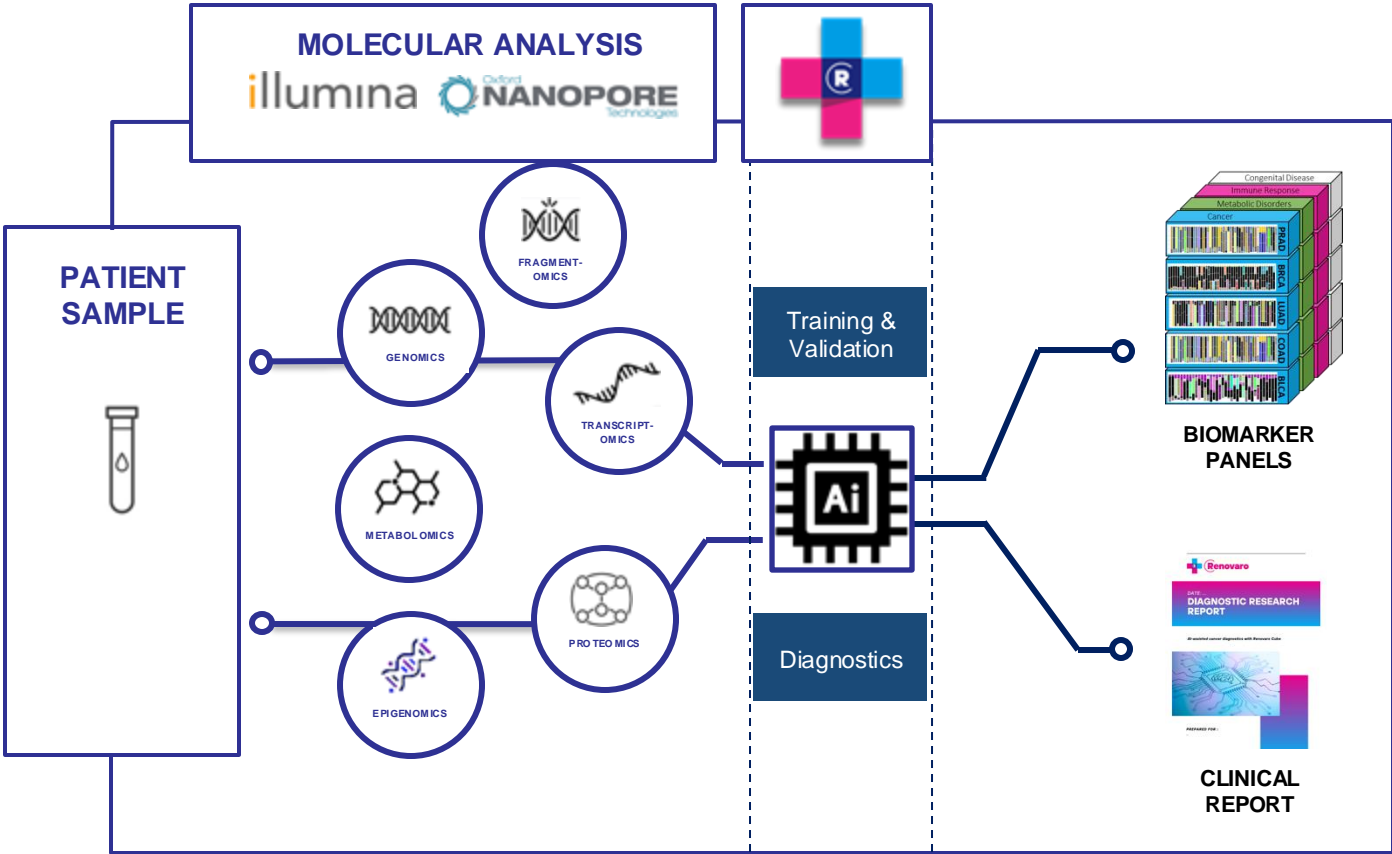
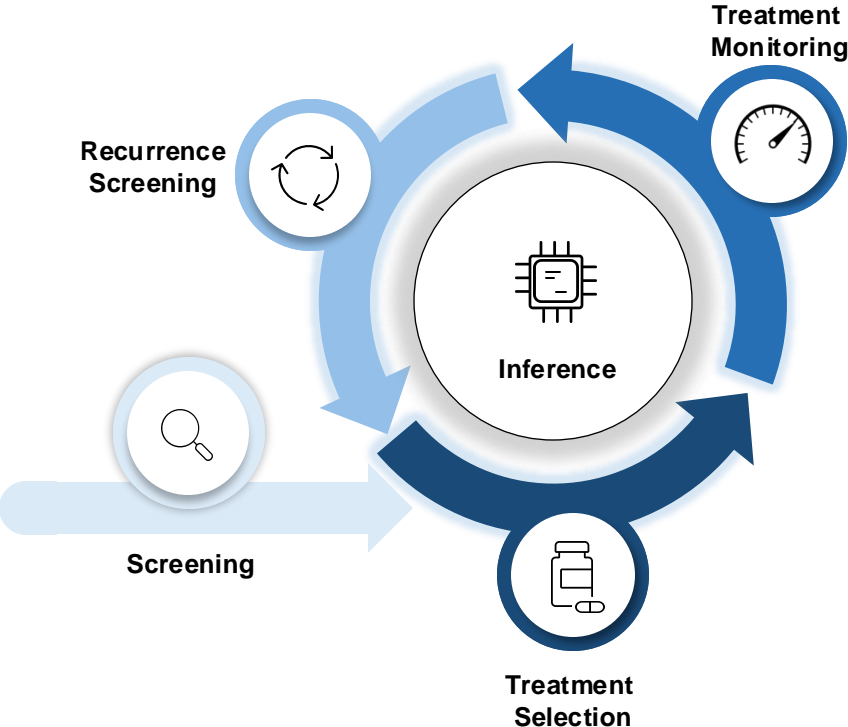
LIQUID BIOPSY



Measuring the level of cell tumour DNA with recurrent liquid biopsy sampling throughout entire patient journey.



PATIENT JOURNEY VS PLATFORM



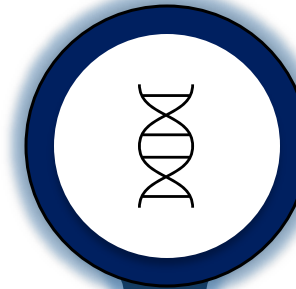


PLATFORM OVERVIEW



PLATFORM OVERVIEW

Transform raw molecular data from patient samples into clean, analyzable formats using advanced sequencing and alignment technologies.



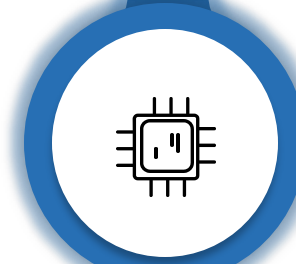
Sequencing

Utilize unique algorithms and multi-omic pipelines to identify biologically relevant cancer biomarkers.



Biomarker Discovery

Employ sophisticated machine learning models to predict cancer presence, origin, and stage, based on extracted biomarker features.



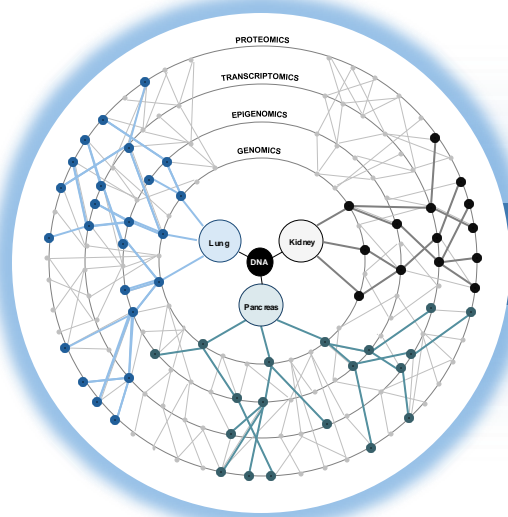
AI Factory

Provide an interactive interface for visualizing data, generating clinical reports, and gaining actionable insights across various omic layers and biomarkers.



Analytics

AI FACTORY



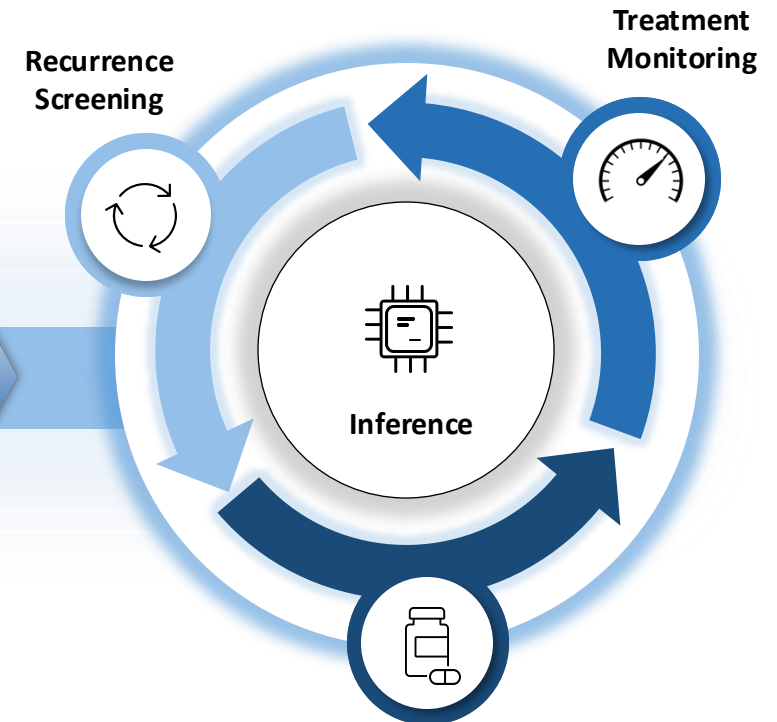
Feature Store

Centralized repository that organizes and stores extracted features from the processed data, making them readily available for machine learning tasks.



ML Training

Utilize machine learning algorithms to train models on the stored features, optimizing them to accurately predict cancer in patient samples.



Inference

Apply trained models to new data to generate predictions and insights for clinical decision-making.

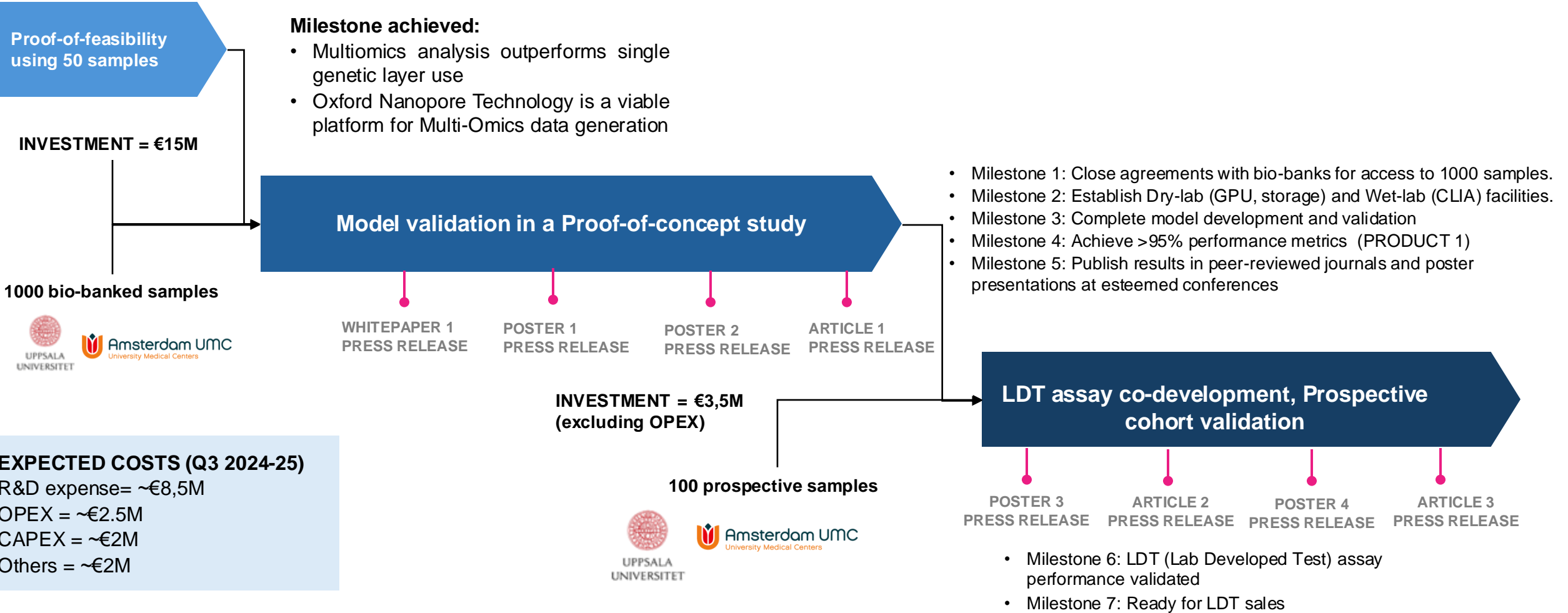


PRODUCT DEVELOPMENT

VALUE CREATION | LUNG CANCER PLAN



Q2 2024 Q3 2024 Q4 2024 Q1 2025 Q2 2025 Q3 2025 Q4 2025 Q1 2026 Q2 2026 Q3 2026



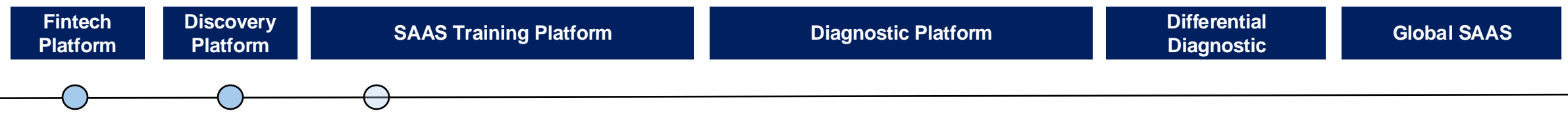
EXPECTED COSTS (Q3 2024-25)
 R&D expense = ~€8,5M
 OPEX = ~€2.5M
 CAPEX = ~€2M
 Others = ~€2M




ROADMAP & DELIVERABLES

PLATFORM

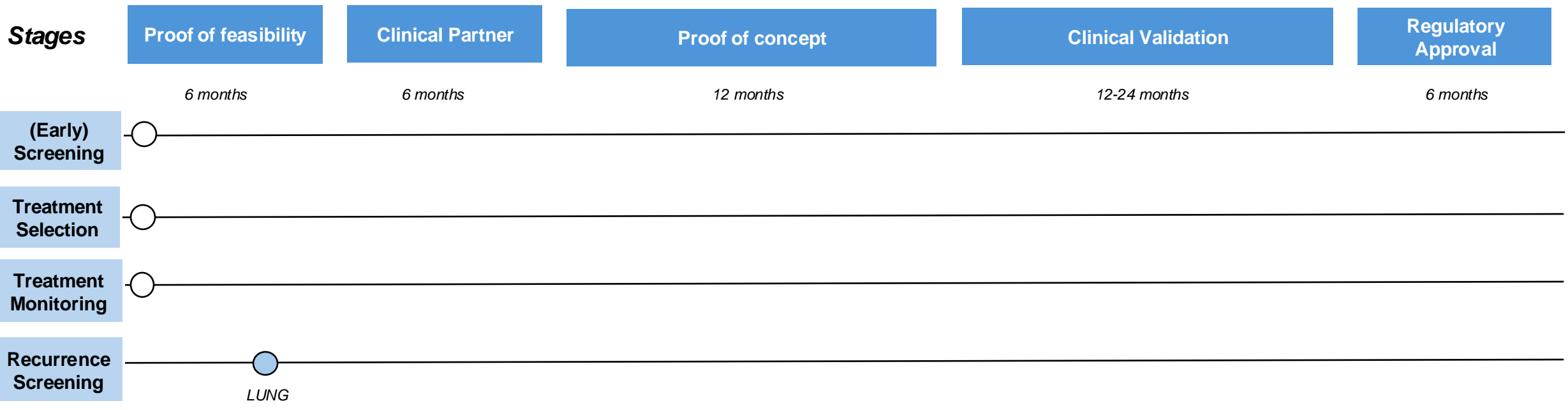
Netherlands, UK, Benelux



CLIA LAB



PRODUCTS





MARKET OVERVIEW

HIGH POTENTIAL MARKET OPPORTUNITY THROUGHOUT PATIENT CARE CONTINUUM



New Approach to Market Development



Personalized Medicine

2034 PROJECTION

\$470.53B

CAGR (2024-2034)

16.5%

AI in Oncology

2030 PROJECTION

\$9.58B

CAGR (2023-2030)

34.6%

Liquid Biopsy

2033 PROJECTION

\$20.41B

CAGR (2024-2033)

14.23%

Renovaro has the opportunity to shape and accelerate penetration of these extremely large markets

REFERENCES

Precision Medicine Market: <https://www.precedenceresearch.com/precision-medicine-market>

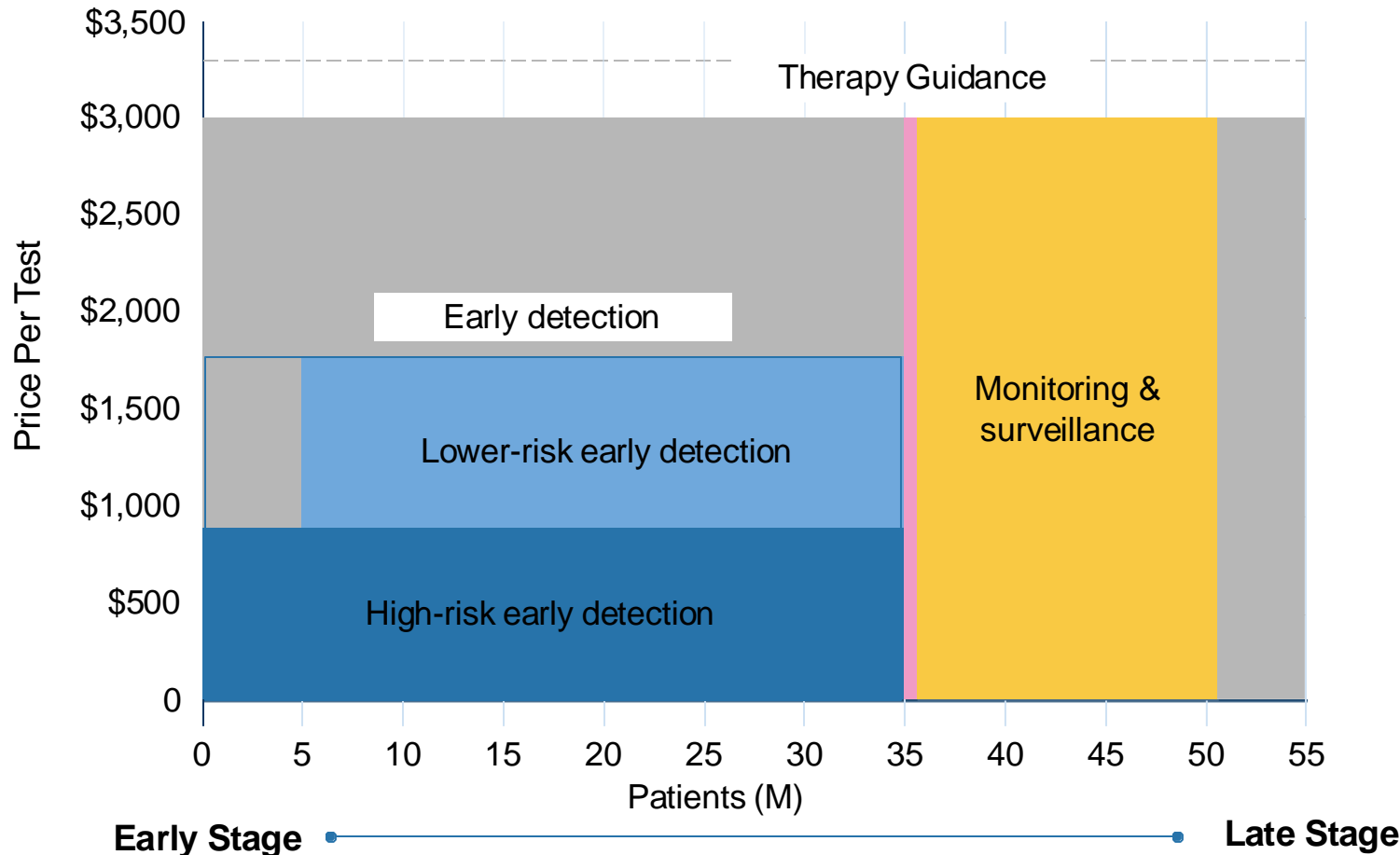
AI in Oncology Market: <https://www.marketresearch.com/Grand-View-Research-v4060/AI-Oncology-Size-Share-Trends-34337452/>

Liquid Biopsy Market: <https://www.precedenceresearch.com/liquid-biopsy-market#:~:text=The%20global%20liquid%20biopsy%20market,forecast%20period%202023%20to%202032.>



A SEGMENTED, \$100B+ MARKET IS OUR OPPORTUNITY

U.S. Liquid Biopsy Market Opportunity By Application



Early Detection: \$65B

- 30M *lower-risk* patients, ~\$1,000/test
- 35M *high-risk* patients, ~\$1,000/test

Therapy Guidance: \$2.1B

- 0.7M patients, ~\$3,000/test

Monitoring & Surveillance: \$45B

- 15M patients (survivors), ~\$3,000/test

Note: price per screening test may vary significantly across indications at stages. Market estimates are conservative

Sources: GRAIL S-1, Guardant Health Annual Report, SEER Database, ARK Invest.

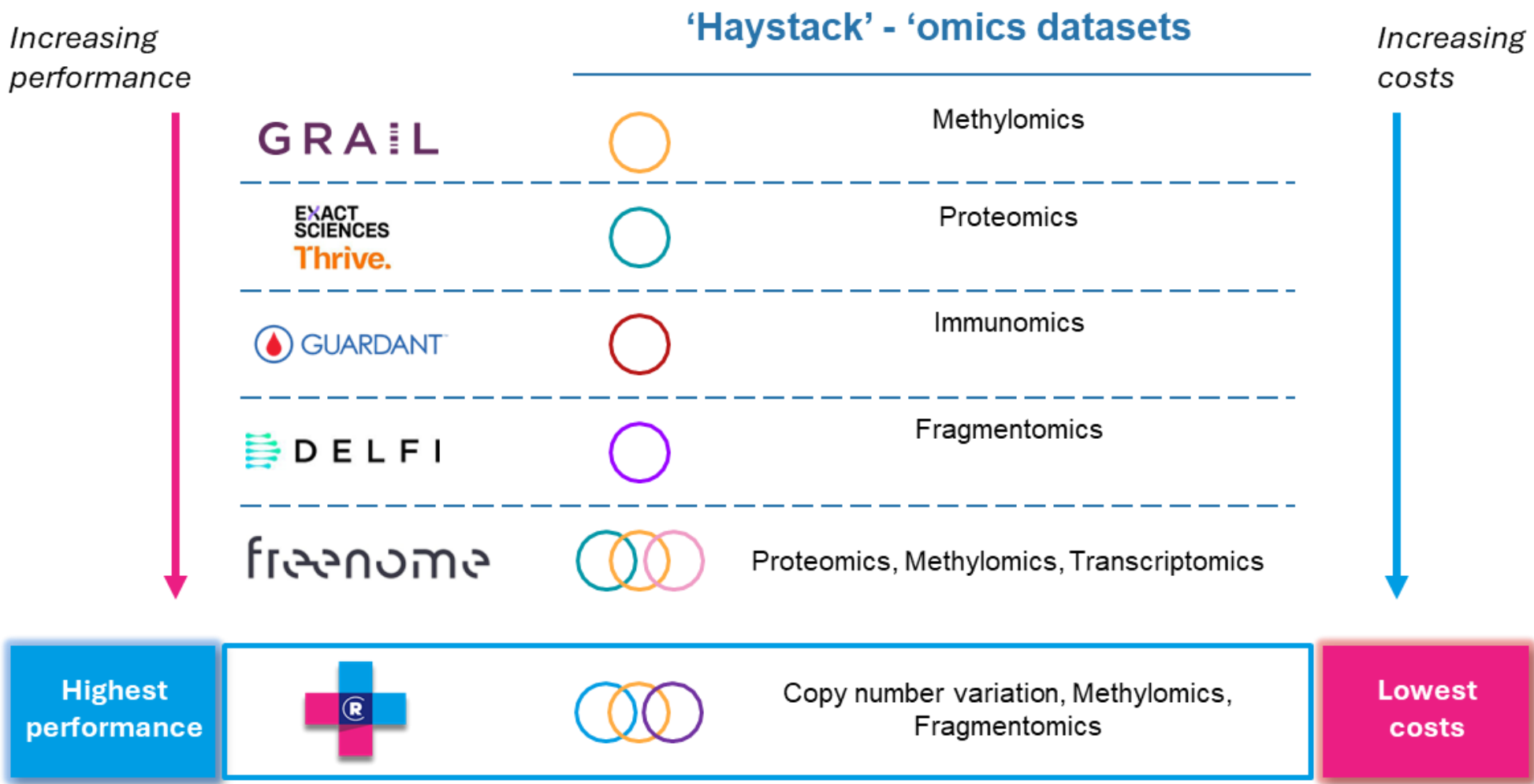
<https://prevention.cancer.gov/sites/default/files/2023-02/Liquid-Bx-Day2-07-Canzi.pptx>



COMPETITION



WHERE IS THE MARKET GAP?



Source: company websites, investor relations reports and scientific publications, 'Integrating liquid biopsies into the management of cancer' (Nature)
<https://prevention.cancer.gov/sites/default/files/2023-02/Liquid-Bx-Day2-07-Canzi.pptx>

WHERE IS THE MARKET GAP?



In the US = 9

GRAIL



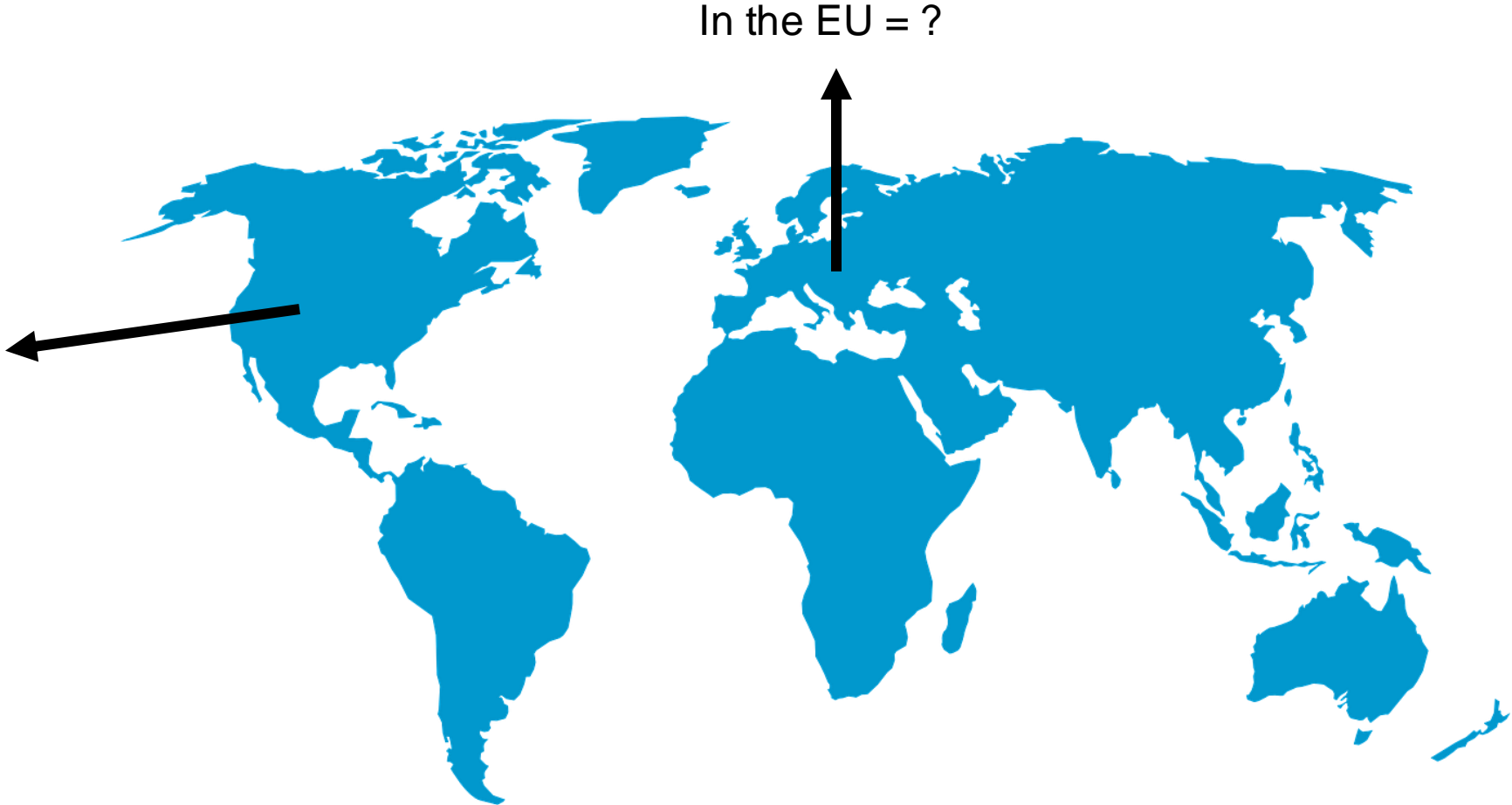
DELFI

Freenome



EXACT SCIENCES

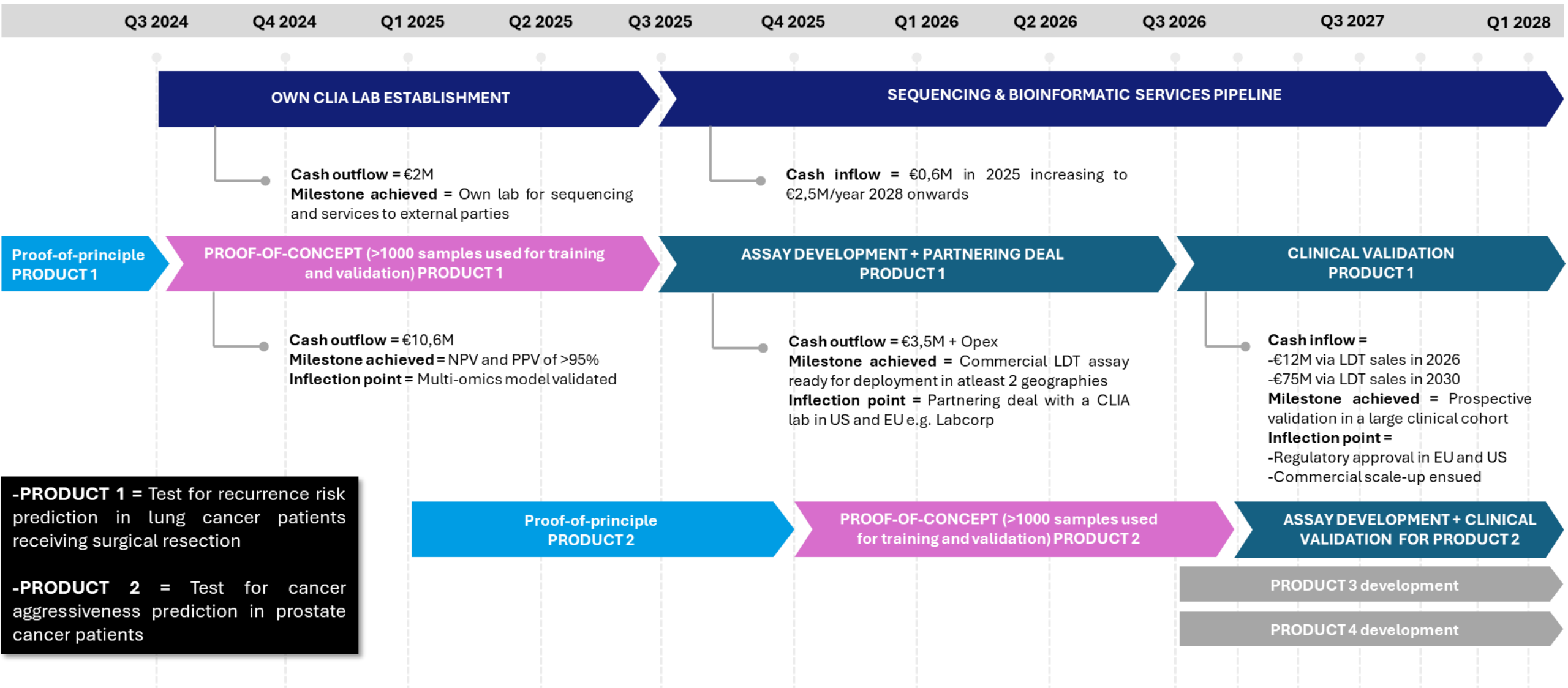
LUCENCE





BUSINESS MODEL & VALUE CREATION

VALUE CREATION PLAN



-PRODUCT 1 = Test for recurrence risk prediction in lung cancer patients receiving surgical resection

-PRODUCT 2 = Test for cancer aggressiveness prediction in prostate cancer patients



THANK YOU